

2022 WASHINGTON COUNTY ASSESSOR'S OFFICE REPORT TO THE EXCISE BOARD - Amended

08/02/2022

City/Village

DISTRICT	DESCRIPTION	PERSONAL PROPERTY	REAL PROPERTY	PUBLIC SERVICE	TOTAL VALUATION	HOMESTEAD EXEMPTIONS	OTHER EXEMPTIONS	NET VALUATION
T010	BARTLESVILLE	34,721,888	252,854,060	15,461,891	303,037,839	6,459,261	2,650,174	293,928,404
T012	B VILLE & DEWEY AG	15,440	36,044	0	51,484	0	0	51,484
T014	BARTLESVILLE AG	0	219,963	0	219,963	1,000	0	218,963
T020	VERA	60,545	468,065	97,402	626,012	34,666	11,794	579,552
T030	RAMONA	90,750	3,239,754	246,117	3,576,621	123,075	89,836	3,363,710
T040	OCHELATA	47,136	1,069,798	867,452	1,984,386	71,500	5,143	1,907,743
T050	DEWEY	1,070,204	13,959,715	818,327	15,848,246	579,761	209,729	15,058,756
T060	COPAN	104,177	2,571,242	220,997	2,896,416	156,249	46,479	2,693,688
CTY/VILLAGE TOTAL VALUATION		36,110,140	274,418,641	17,712,186	328,240,967	7,425,512	3,013,155	317,802,300

Comm-College

DISTRICT	DESCRIPTION	PERSONAL PROPERTY	REAL PROPERTY	PUBLIC SERVICE	TOTAL VALUATION	HOMESTEAD EXEMPTIONS	OTHER EXEMPTIONS	NET VALUATION
V001	TRI-COUNTY VO-TECH	45,129,120	345,997,001	37,323,399	428,449,520	9,786,923	4,506,537	414,156,060
V002	TULSA VO-TECH	271,448	3,088,677	234,524	3,594,649	121,718	107,866	3,365,065
COMM-COLLEGE TOTAL VALUATION		45,400,568	349,085,678	37,557,923	432,044,169	9,908,641	4,614,403	417,521,125

County

DISTRICT	DESCRIPTION	PERSONAL PROPERTY	REAL PROPERTY	PUBLIC SERVICE	TOTAL VALUATION	HOMESTEAD EXEMPTIONS	OTHER EXEMPTIONS	NET VALUATION
C001	WASHINGTON COUNTY	45,400,568	349,085,678	37,557,923	432,044,169	9,908,641	4,614,403	417,521,125
COUNTY TOTAL VALUATION		45,400,568	349,085,678	37,557,923	432,044,169	9,908,641	4,614,403	417,521,125

School

DISTRICT	DESCRIPTION	PERSONAL PROPERTY	REAL PROPERTY	PUBLIC SERVICE	TOTAL VALUATION	HOMESTEAD EXEMPTIONS	OTHER EXEMPTIONS	NET VALUATION
S003	NOWATA JOINT(V1)	34,271	414,503	204,934	653,708	13,000	0	640,708
S004	COPAN (V1)	1,190,824	11,355,806	10,160,076	22,706,706	499,698	242,195	21,964,813
S007	DEWEY (V1)	4,282,328	26,458,650	4,181,003	34,921,981	1,032,076	391,838	33,498,067
S018	CANEY VALLEY (V1)	8,646,144	32,706,990	5,165,208	46,518,342	1,180,205	752,164	44,585,973
S030	BARTLESVILLE (V1)	30,928,284	274,830,591	17,507,195	323,266,070	7,052,944	3,103,931	313,109,195
S519	OSAGE JOINT (V1)	0	8,117	0	8,117	0	0	8,117

2022 WASHINGTON COUNTY ASSESSOR'S OFFICE REPORT TO THE EXCISE BOARD

08/02/2022

S618	TULSA JOINT	119,912	282,900	141,698	544,510	8,000	98,450	438,060
S718	TULSA JOINT (N1)	582	29,881	104,733	135,196	1,000	0	134,196
S719	TULSA JOINT (N2)	192,280	2,948,519	93,076	3,233,875	119,718	25,825	3,088,332
S735	TULSA JOINT (N1)	5,943	49,721	0	55,664	2,000	0	53,664
SCHOOL TOTAL VALUATION		45,400,568	349,085,678	37,557,923	432,044,169	9,908,641	4,614,403	417,521,125

TIF-District								
DISTRICT	DESCRIPTION	PERSONAL PROPERTY	REAL PROPERTY	PUBLIC SERVICE	TOTAL VALUATION	HOMESTEAD EXEMPTIONS	OTHER EXEMPTIONS	NET VALUATION
T12A	B VILLE TIF DIST #1	-158,186	4,547,958	0	4,389,772	24,292	0	4,365,480
T12B	B VILLE TIF DIST #2	-17,923	4,054,772	0	4,036,849	214,657	13,051	3,809,141
T12C	B VILLE TIF DIST #3	6,247	4,287,687	0	4,293,934	72,500	0	4,221,434
T12I	B VILLE TIF DIST #9	14,803	2,140,787	0	2,155,590	0	0	2,155,590
T12J	B VILLE TIF DIST #10	704,300	2,159,840	0	2,864,140	0	0	2,864,140
T12L	B VILLE TIF DIST #12	0	0	0	0	0	0	0
TIF-DISTRICT TOTAL VALUATION		549,241	17,191,044	0	17,740,285	311,449	13,051	17,415,785

I, Todd Mathes, Assessor of Washington County Oklahoma, do hereby certify that the foregoing is a true and correct statement of valuations for Real Estate Property, Public Service and Homestead Exemptions as certified by the State Board of Equalization and shown by the records in the County Assessor's office by my name and affixed the seal of the County Assessors office on this day of 08/02/2022.

State of Oklahoma)
) SS
 Washington County)

Todd Mathes

Todd Mathes
 County Assessor
 Washington County



I, County Clerk of Washington County Oklahoma, do hereby certify that the above is a true, correct and complete list of the valuations of Washington County Oklahoma as certified by the Washington County Assessor's office.

Annette Smith by Peter Wainford

Annette Smith
 County Clerk
 Washington County



Excise Board:

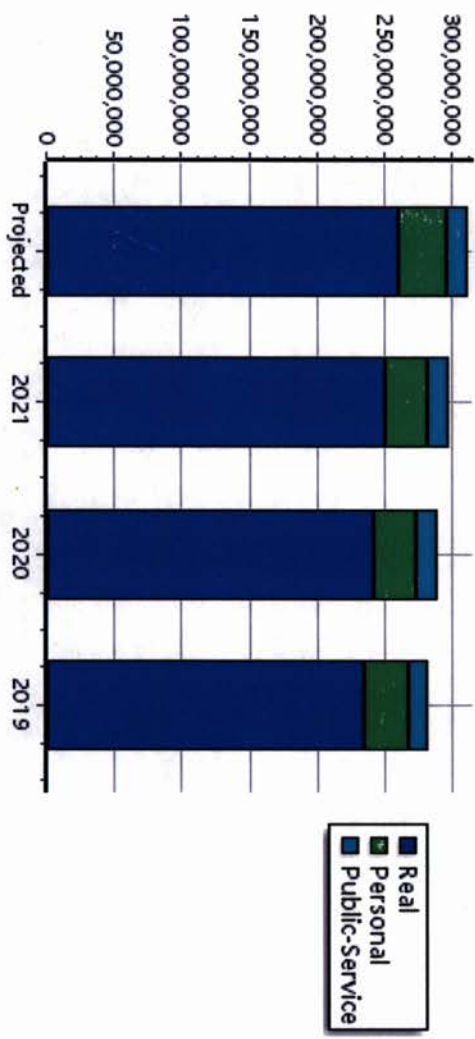
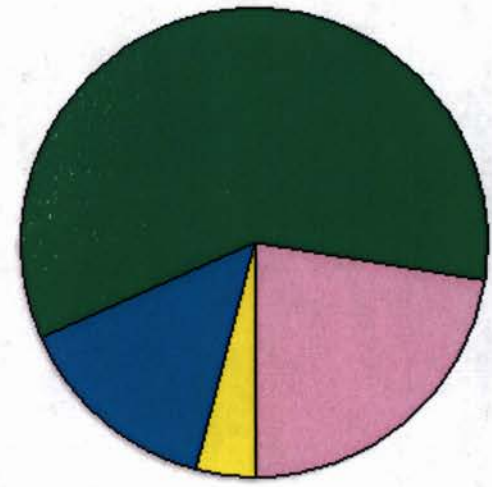
[Signature]

[Signature]

8-2-2022
 Date

Real	Count	Value
Agricultural	37	184,848
Commercial	1,213	75,810,007
Residential	15,946	194,050,249
Total Real Value	17,196	270,045,104
Homestead	6,595	6,770,710
Veteran	201	2,663,225
Other	0	0
Total Exempt	7,010	9,433,935
TIF Increment Value		16,866,544
Net Assessed		243,744,625
Net Assessed Under Protest		
Senior Freeze	1,481	4,749,186
Capped Parcels	6,288	51,319,807

Personal	Count	Value
Agricultural	11	25,748
Commercial	1,261	43,845,741
Mobile Home	193	243,461
Total Personal	1,465	44,114,950
Total Exempt	10	8,843,821
TIF Increment Value		549,241
Net Assessed		34,721,888
Net Assessed Under Protest		
Public Service	Count	Value
Total PS Value	32	15,461,891
TIF Increment Value		0
Net Assessed		15,461,891


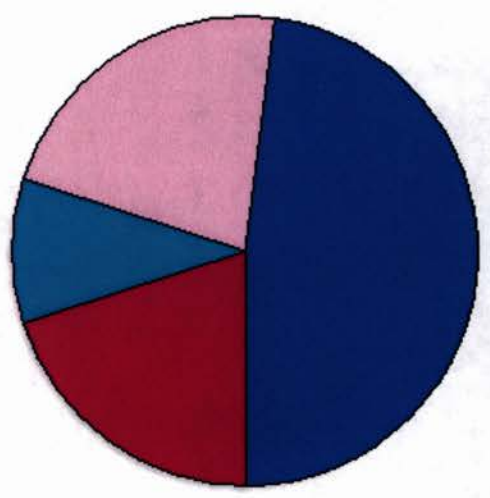


District Totals	
Total Gross Value	329,621,945
Homestead Loss	6,770,710
Other Exemption Loss	11,507,046
TIF Increment Value	17,415,785
Retained TIF Value	
Net Assessed Value	293,928,404

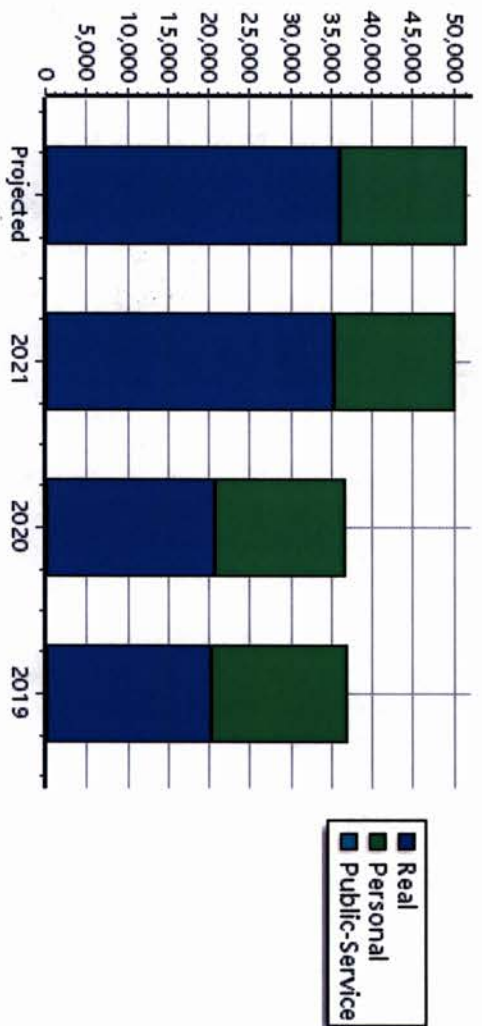
TIF Project Summary						
Code	Description	Expires	Base Value	Increment Value	Retained Inc	Total Value
3	BARTLESVILLE TIF #3	2030	45,175	4,221,434		4,266,609
1	BARTLESVILLE TIF #1	2030	6,652,458	4,365,480		11,017,938
2	BARTLESVILLE TIF #2	2029	5,173,856	3,809,141		8,982,997
9	BARTLESVILLE TIF #9	2029	1,992	2,155,590		2,157,582
10	BARTLESVILLE TIF #10	2028	14,788	2,864,140		2,878,928
12	BARTLESVILLE TIF #12	2026	48,000	0		48,000
Total TIF Valuation :			11,936,269	17,415,785	0	29,352,054

* Public Service Protests Values are not included on this report.

Real	Count	Value
Agricultural	12	24,322
Commercial	2	11,722
Residential	0	0
Total Real Value	14	36,044
Homestead	0	0
Veteran	0	0
Other	0	0
Total Exempt	0	0
TIF Increment Value		
Net Assessed		36,044
Net Assessed Under Protest		
Senior Freeze	0	0
Capped Parcels	7	8,810



Personal	Count	Value
Agricultural	1	10,255
Commercial	1	5,185
Mobile Home	0	0
Total Personal	2	15,440
Total Exempt	0	0
TIF Increment Value		
Net Assessed		15,440
Net Assessed Under Protest		
Public Service	Count	Value
Total PS Value	0	0
TIF Increment Value		
Net Assessed		0



District Totals	Count	Value
Total Gross Value		51,484
Homestead Loss		0
Other Exemption Loss		0
TIF Increment Value		
Retained TIF Value		
Net Assessed Value		51,484
Net Assessed Under Protest		

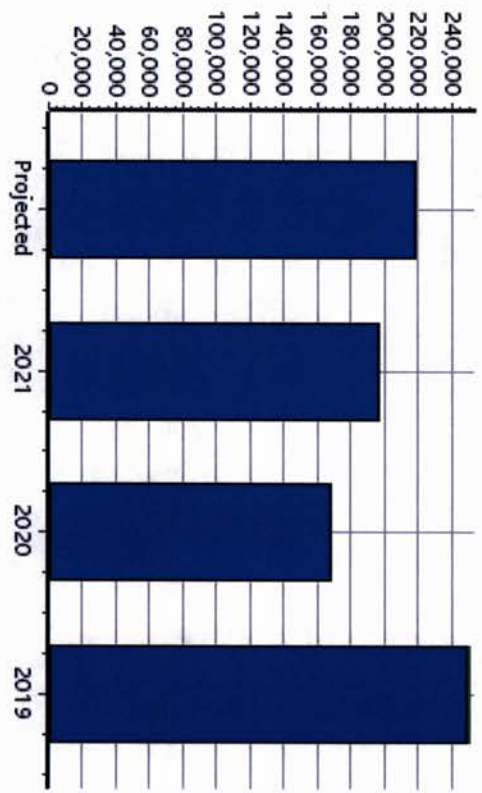
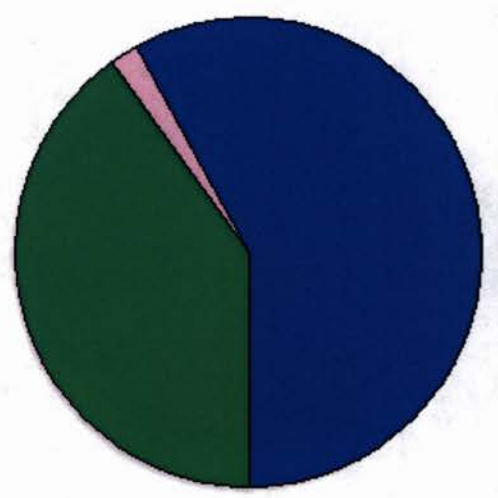
* Public Service Proteests Values are not included on this report.

Real	Count	Value
Agricultural	30	128,275
Commercial	1	4,234
Residential	10	87,454
Total Real Value	41	219,963
Homestead	1	1,000
Veteran	0	0
Other	0	0
Total Exempt	1	1,000
TIF Increment Value		
Net Assessed		218,963
Net Assessed Under Protest		
Senior Freeze	0	0
Capped Parcels	21	125,701

Personal	Count	Value
Agricultural	0	0
Commercial	0	0
Mobile Home	0	0
Total Personal	0	0
Total Exempt	0	0
TIF Increment Value		
Net Assessed		0
Net Assessed Under Protest		
Public Service	Count	Value
Total PS Value	0	0
TIF Increment Value		
Net Assessed		0

District Totals	
Total Gross Value	219,963
Homestead Loss	1,000
Other Exemption Loss	0
TIF Increment Value	
Retained TIF Value	
Net Assessed Value	218,963

Net Assessed Under Protest
 * Public Service Protests Values are not included on this report.

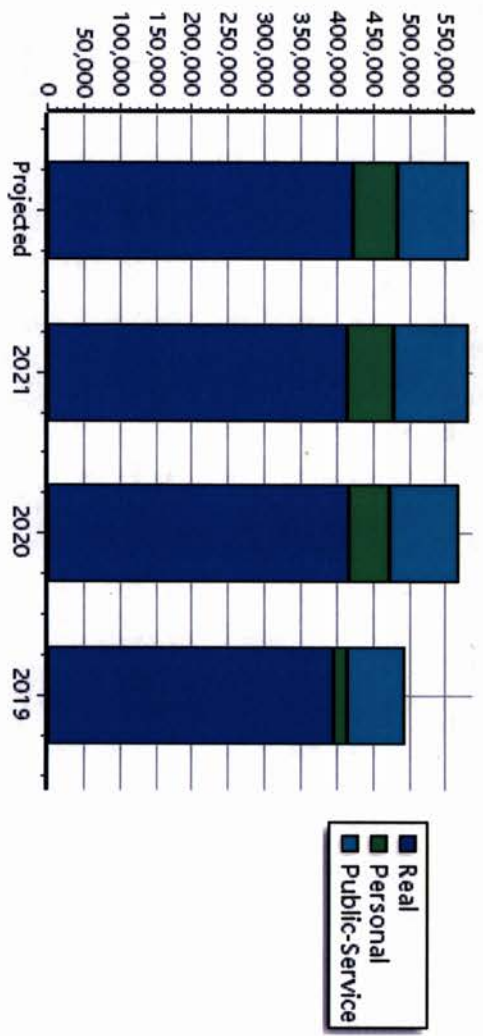

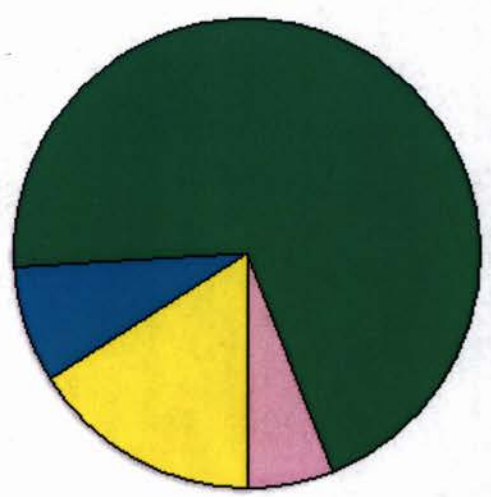


Real	Count	Value
Agricultural	0	0
Commercial	4	32,248
Residential	105	435,817
Total Real Value	109	468,065
Homestead	31	34,666
Veteran	1	11,794
Other	0	0
Total Exempt	37	46,460
TIF Increment Value		
Net Assessed		421,605
Net Assessed Under Protest		
Senior Freeze	12	25,255
Capped Parcels	46	168,826

Personal	Count	Value
Agricultural	0	0
Commercial	13	54,667
Mobile Home	6	5,878
Total Personal	19	60,545
Total Exempt	0	0
TIF Increment Value		
Net Assessed		60,545
Net Assessed Under Protest		
Public Service	Count	Value
Total PS Value	6	97,402
TIF Increment Value		
Net Assessed		97,402

District Totals	Value
Total Gross Value	626,012
Homestead Loss	34,666
Other Exemption Loss	11,794
TIF Increment Value	
Retained TIF Value	
Net Assessed Value	579,552

Net Assessed Under Protest
 * Public Service Protests Values are not included on this report.

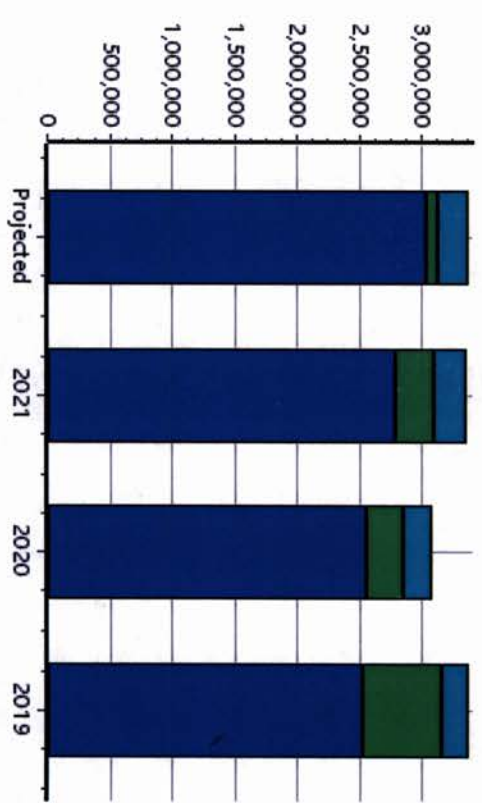



Real	Count	Value
Agricultural	3	26,817
Commercial	34	141,796
Residential	394	3,071,141
Total Real Value	431	3,239,754
Homestead	122	123,075
Veteran	7	89,836
Other	0	0
Total Exempt	134	212,911
TIF Increment Value		
Net Assessed		3,026,843
Net Assessed Under Protest		
Senior Freeze	25	71,434
Capped Parcels	134	418,807

Personal	Count	Value
Agricultural	0	0
Commercial	25	35,627
Mobile Home	16	55,123
Total Personal	41	90,750
Total Exempt	0	0
TIF Increment Value		
Net Assessed		90,750
Net Assessed Under Protest		
Public Service	Count	Value
Total PS Value	7	246,117
TIF Increment Value		
Net Assessed		246,117

District Totals	Count	Value
Total Gross Value		3,576,621
Homestead Loss		123,075
Other Exemption Loss		89,836
TIF Increment Value		
Retained TIF Value		
Net Assessed Value		3,363,710

Net Assessed Under Protest
 * Public Service Proteests Values are not included on this report.

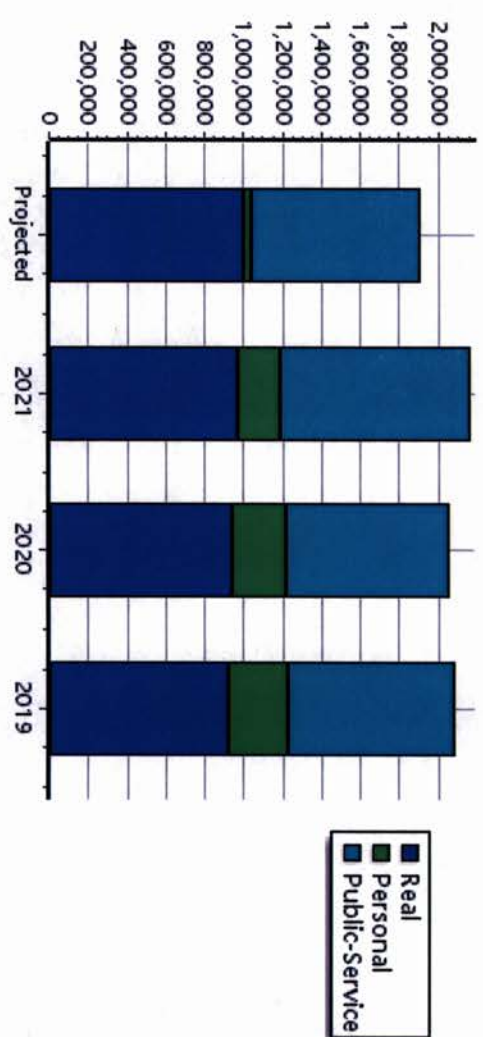
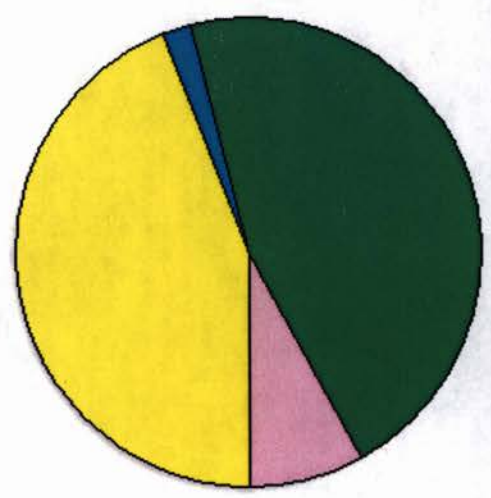


Real	Count	Value
Agricultural	0	0
Commercial	10	159,837
Residential	220	909,961
Total Real Value	230	1,069,798
Homestead	67	71,500
Veteran	1	5,143
Other	0	0
Total Exempt	73	76,643
TIF Increment Value		
Net Assessed		993,155
Net Assessed Under Protest		
Senior Freeze	19	37,637
Capped Parcels	95	698,733

Personal	Count	Value
Agricultural	2	3,215
Commercial	28	24,531
Mobile Home	5	19,390
Total Personal	35	47,136
Total Exempt	0	0
TIF Increment Value		
Net Assessed		47,136
Net Assessed Under Protest		
Public Service	Count	Value
Total PS Value	9	867,452
TIF Increment Value		
Net Assessed		867,452

District Totals	Value
Total Gross Value	1,984,386
Homestead Loss	71,500
Other Exemption Loss	5,143
TIF Increment Value	
Retained TIF Value	
Net Assessed Value	1,907,743

Net Assessed Under Protest
 * Public Service Protests Values are not included on this report.



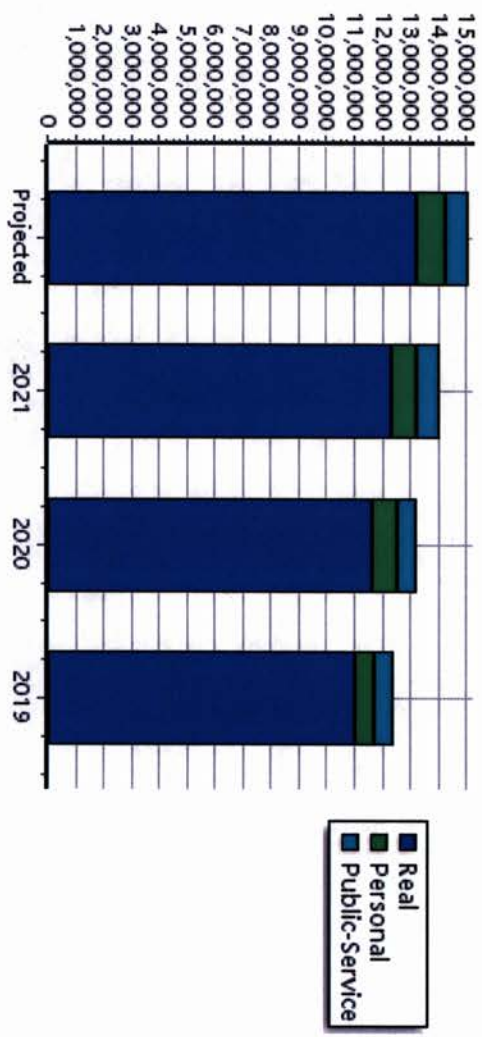
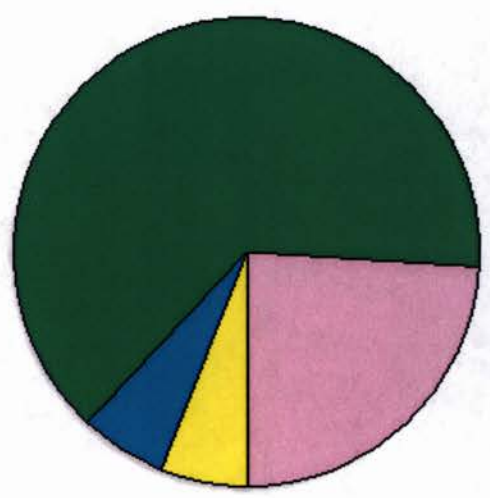
Real	Count	Value
Agricultural	9	99,989
Commercial	180	3,678,356
Residential	1,614	10,181,370
Total Real Value	1,803	13,959,715
Homestead	550	579,761
Veteran	18	209,729
Other	0	0
Total Exempt	606	789,490

TIF Increment Value		
Net Assessed		13,170,225
Net Assessed Under Protest		
Senior Freeze	171	687,457
Capped Parcels	851	3,418,950

Personal	Count	Value
Agricultural	3	3,768
Commercial	157	955,040
Mobile Home	53	112,868
Total Personal	213	1,071,676
Total Exempt	1	1,472
TIF Increment Value		
Net Assessed		1,070,204
Net Assessed Under Protest		
Public Service	Count	Value
Total PS Value	10	818,327
TIF Increment Value		
Net Assessed		818,327

District Totals	Count	Value
Total Gross Value		15,849,718
Homestead Loss		579,761
Other Exemption Loss		211,201
TIF Increment Value		
Retained TIF Value		
Net Assessed Value		15,058,756

Net Assessed Under Protest
 * Public Service Proteasts Values are not included on this report.



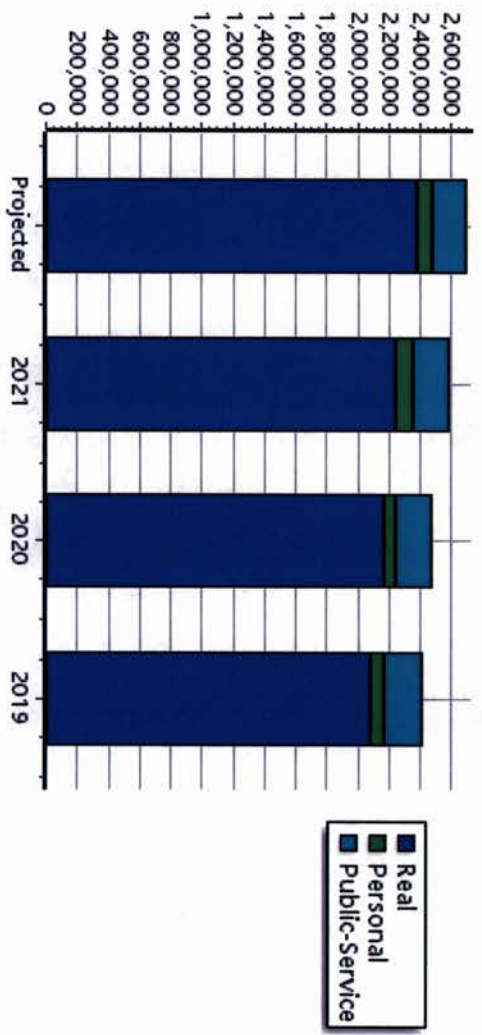
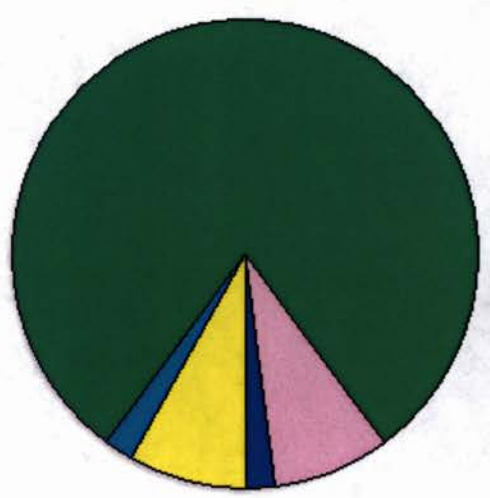
Real	Count	Value
Agricultural	9	54,846
Commercial	34	230,139
Residential	445	2,286,257
Total Real Value	488	2,571,242
Homestead	143	156,249
Veteran	5	46,479
Other	0	0
Total Exempt	163	202,728

TIF Increment Value		
Net Assessed		2,368,514
Net Assessed Under Protest		
Senior Freeze	65	257,982
Capped Parcels	197	639,739



Personal	Count	Value
Agricultural	3	2,661
Commercial	29	77,940
Mobile Home	23	25,576
Total Personal	55	106,177
Total Exempt	1	2,000
TIF Increment Value		104,177
Net Assessed		104,177
Net Assessed Under Protest		
Public Service	Count	Value
Total PS Value	8	220,997
TIF Increment Value		
Net Assessed		220,997

District Totals	Count	Value
Total Gross Value		2,898,416
Homestead Loss		156,249
Other Exemption Loss		48,479
TIF Increment Value		
Retained TIF Value		
Net Assessed Value		2,693,688

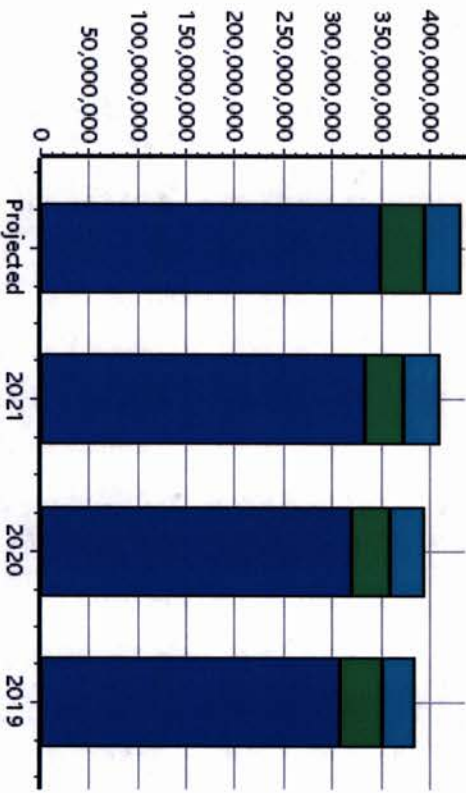
Net Assessed Under Protest
 * Public Service Protests Values are not included on this report.



Real	Count	Value
Agricultural	4,137	37,257,930
Commercial	1,607	83,390,101
Residential	21,740	242,540,014
Total Real Value	27,484	363,188,045
Homestead	9,808	10,098,372
Veteran	327	4,519,588
Other	0	0
Total Exempt	10,494	14,617,960
TIF Increment Value		16,866,544
Net Assessed		331,703,541



Personal	Count	Value
Agricultural	883	2,679,217
Commercial	1,828	51,220,892
Mobile Home	616	1,738,857
Total Personal	3,327	55,638,966
Total Exempt	34	9,960,605
TIF Increment Value		549,241
Net Assessed		45,129,120



Code	Description	Expires	Base Value	Increment Value	Retained Inc	Total Value
3	BARTLESVILLE TIF #3	2030	45,175	4,221,434		4,266,609
1	BARTLESVILLE TIF #1	2030	6,652,458	4,365,480		11,017,938
2	BARTLESVILLE TIF #2	2029	5,173,856	3,809,141		8,982,997
9	BARTLESVILLE TIF #9	2029	1,992	2,155,590		2,157,582
10	BARTLESVILLE TIF #10	2028	14,788	2,864,140		2,878,928
12	BARTLESVILLE TIF #12	2026	48,000	0		48,000
Total TIF Valuation :			11,936,269	17,415,785	0	29,352,054

District Totals	Count	Value
Total Gross Value	141	37,323,399
Homestead Loss		0
Other Exemption Loss		0
TIF Increment Value		37,323,399
Net Assessed		37,323,399

Total Gross Value	456,150,410
Homestead Loss	10,098,372
Other Exemption Loss	14,480,193
TIF Increment Value	17,415,785
Retained TIF Value	0
Net Assessed Value	414,156,060

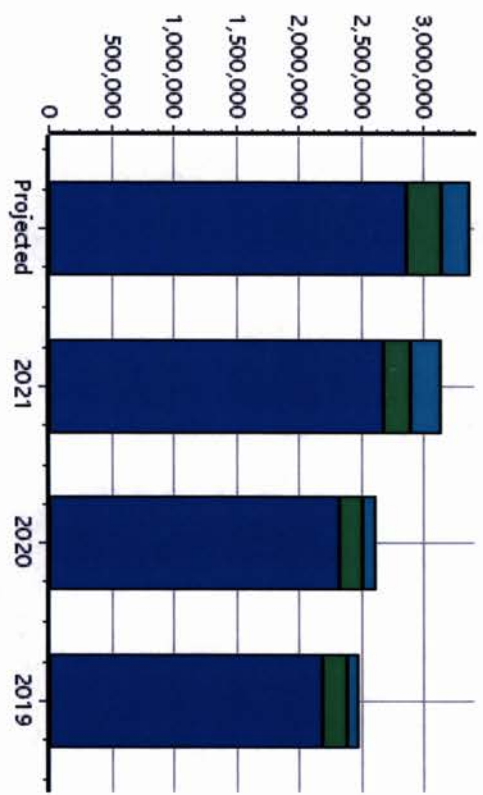

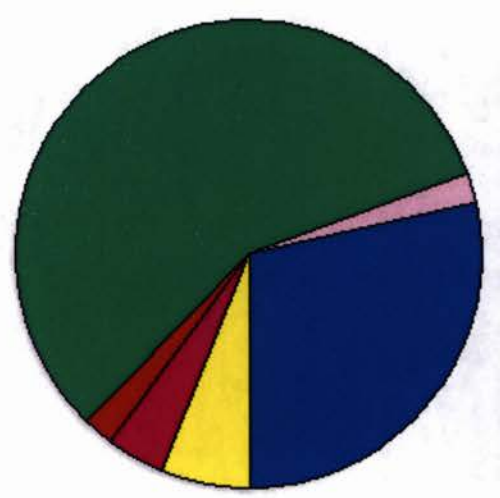
Net Assessed Under Protest
 * Public Service Proteests Values are not included on this report.

Real	Count	Value
Agricultural	126	1,019,246
Commercial	2	56,650
Residential	200	2,012,781
Total Real Value	328	3,088,677
Homestead	115	121,718
Veteran	4	107,866
Other	0	0
Total Exempt	126	229,584
TIF Increment Value		
Net Assessed		2,859,093
Net Assessed Under Protest		
Senior Freeze	26	127,364
Capped Parcels	121	389,273

Personal	Count	Value
Agricultural	36	159,740
Commercial	8	27,217
Mobile Home	17	84,491
Total Personal	61	271,448
Total Exempt	0	0
TIF Increment Value		
Net Assessed		271,448
Net Assessed Under Protest		
Public Service	Count	Value
Total PS Value	10	234,524
TIF Increment Value		
Net Assessed		234,524

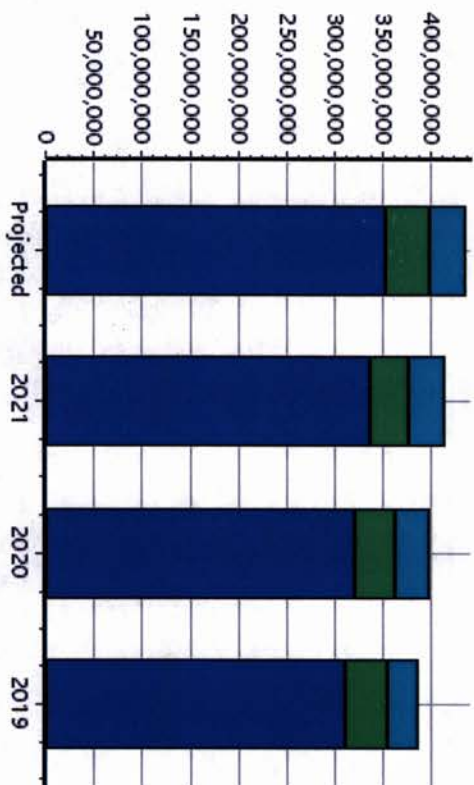
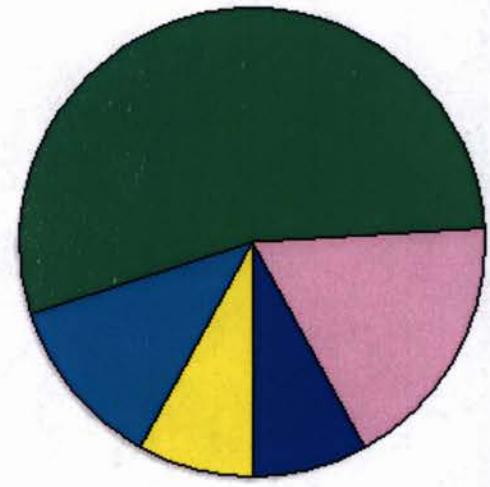
District Totals	Count	Value
Total Gross Value		3,594,649
Homestead Loss		121,718
Other Exemption Loss		107,866
TIF Increment Value		
Retained TIF Value		
Net Assessed Value		3,365,065

Net Assessed Under Protest
 * Public Service Protests Values are not included on this report.



Real	Count	Value
Agricultural	4,263	38,277,176
Commercial	1,609	83,446,751
Residential	21,940	244,552,795
Total Real Value	27,812	366,276,722
Homestead	9,923	10,220,090
Veteran	331	4,627,454
Other	0	0
Total Exempt	10,620	14,847,544
TIF Increment Value		16,866,544
Net Assessed		334,562,634
Net Assessed Under Protest		
Senior Freeze	2,174	7,679,362
Capped Parcels	10,288	67,392,151

Personal	Count	Value
Agricultural	919	2,838,957
Commercial	1,836	51,248,109
Mobile Home	633	1,823,348
Total Personal	3,388	55,910,414
Total Exempt	34	9,960,605
TIF Increment Value		549,241
Net Assessed		45,400,568
Net Assessed Under Protest		
Public Service	Count	Value
Total PS Value	151	37,557,923
TIF Increment Value		0
Net Assessed		37,557,923



District Totals	Count	Value
Total Gross Value		459,745,059
Homestead Loss		10,220,090
Other Exemption Loss		14,588,059
TIF Increment Value		17,415,785
Retained TIF Value		417,521,125

Code	Description	Expires	Base Value	Increment Value	Retained Inc	Total Value
3	BARTLESVILLE TIF #3	2030	45,175	4,221,434		4,266,609
1	BARTLESVILLE TIF #1	2030	6,652,458	4,365,480		11,017,938
2	BARTLESVILLE TIF #2	2029	5,173,856	3,809,141		8,982,997
9	BARTLESVILLE TIF #9	2029	1,992	2,155,590		2,157,582
10	BARTLESVILLE TIF #10	2028	14,788	2,864,140		2,878,928
12	BARTLESVILLE TIF #12	2026	48,000	0		48,000

Net Assessed Under Protest
 * Public Service Protests Values are not included on this report.

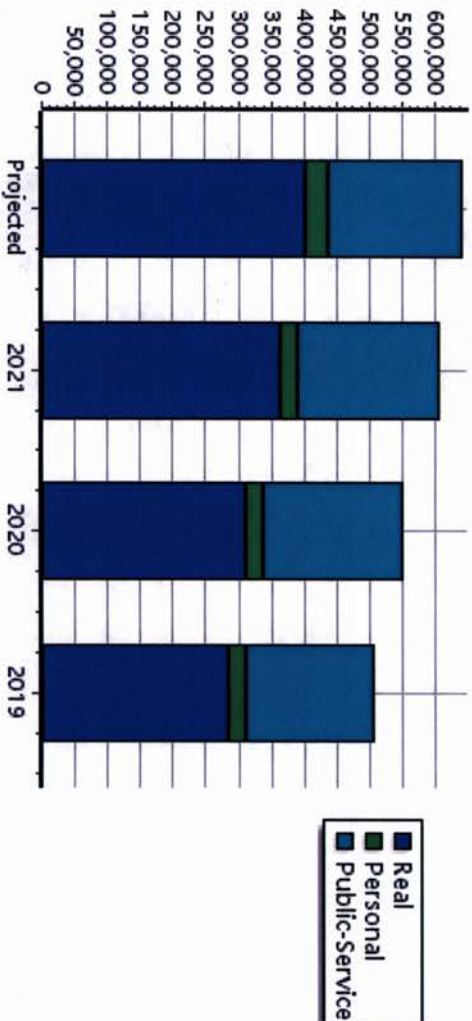
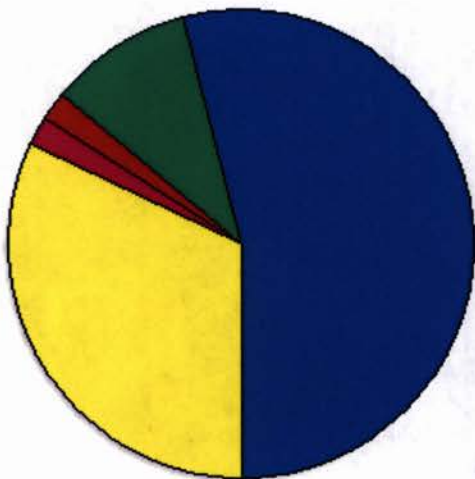
Total TIF Valuation : 11,936,269 17,415,785 0 29,352,054

Real	Count	Value
Agricultural	75	352,013
Commercial	0	0
Residential	10	62,490
Total Real Value	85	414,503
Homestead	13	13,000
Veteran	0	0
Other	0	0
Total Exempt	13	13,000
TIF Increment Value		
Net Assessed		401,503
Net Assessed Under Protest		
Senior Freeze	3	20,001
Capped Parcels	19	96,654

Personal	Count	Value
Agricultural	9	11,286
Commercial	2	5,780
Mobile Home	3	17,205
Total Personal	14	34,271
Total Exempt	0	0
TIF Increment Value		
Net Assessed		34,271
Net Assessed Under Protest		
Public Service	Count	Value
Total PS Value	4	204,934
TIF Increment Value		
Net Assessed		204,934

District Totals	Value
Total Gross Value	653,708
Homestead Loss	13,000
Other Exemption Loss	0
TIF Increment Value	
Retained TIF Value	
Net Assessed Value	640,708

Net Assessed Under Protest
 * Public Service Protests Values are not included on this report.



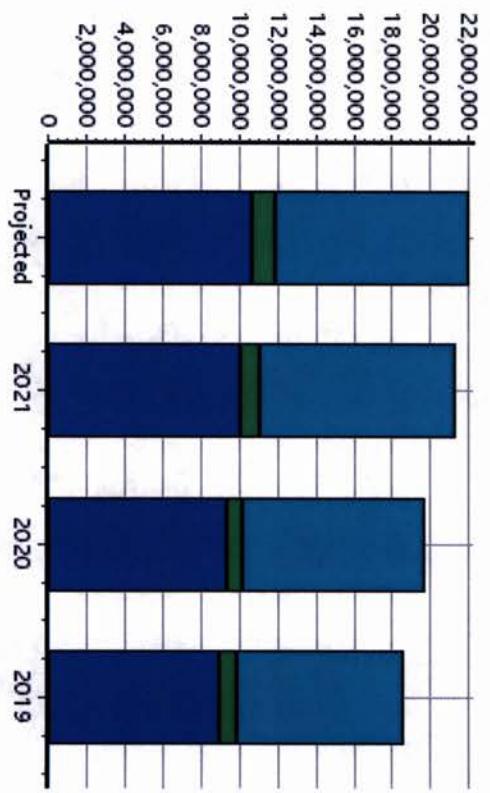
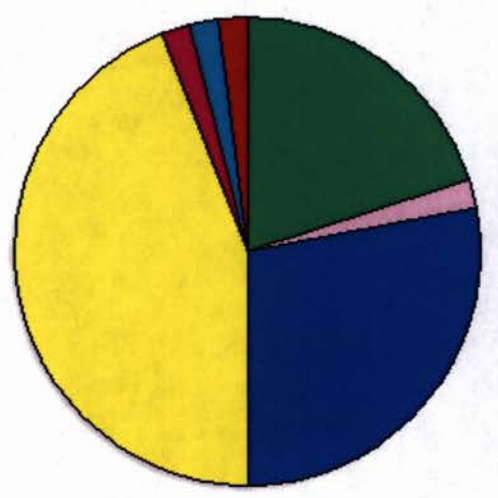
Real	Count	Value
Agricultural	768	6,264,788
Commercial	42	358,496
Residential	716	4,732,522
Total Real Value	1,526	11,355,806
Homestead	474	499,698
Veteran	16	242,195
Other	0	0
Total Exempt	521	741,893

TIF Increment Value		
Net Assessed		10,613,913
Net Assessed Under Protest		
Senior Freeze	132	643,451
Capped Parcels	610	2,257,497

Personal	Count	Value
Agricultural	167	607,502
Commercial	71	336,072
Mobile Home	73	260,436
Total Personal	311	1,204,010
Total Exempt	7	13,186
TIF Increment Value		
Net Assessed		1,190,824
Net Assessed Under Protest		
Public Service		
Total PS Value	23	10,160,076
TIF Increment Value		
Net Assessed		10,160,076

District Totals	Count	Value
Total Gross Value		22,719,892
Homestead Loss		499,698
Other Exemption Loss		255,381
TIF Increment Value		
Retained TIF Value		
Net Assessed Value		21,964,813

Net Assessed Under Protest
 * Public Service Protests Values are not included on this report.



Real	Count	Value
Agricultural	726	5,308,271
Commercial	240	5,155,860
Residential	2,194	15,994,519
Total Real Value	3,160	26,458,650
Homestead	993	1,032,076
Veteran	34	391,838
Other	0	0
Total Exempt	1,077	1,423,914

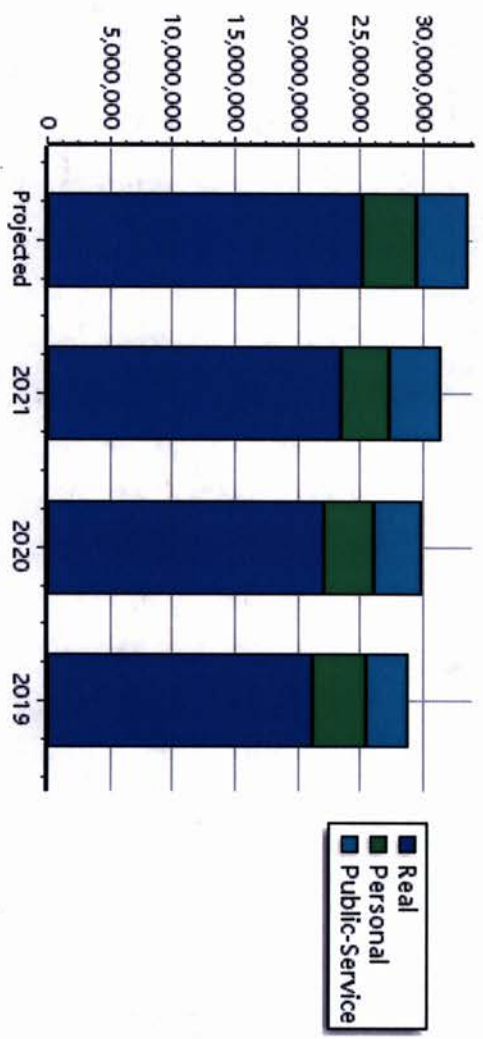
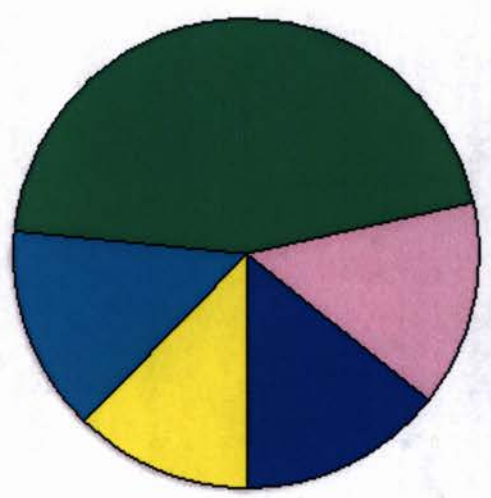
TIF Increment Value		
Net Assessed		25,034,736
Net Assessed Under Protest		
Senior Freeze	259	1,096,524
Capped Parcels	1,427	6,012,145

Personal	Count	Value
Agricultural	145	337,471
Commercial	242	4,711,834
Mobile Home	105	318,962
Total Personal	492	5,368,267
Total Exempt	6	1,085,939
TIF Increment Value		
Net Assessed		4,282,328

Net Assessed Under Protest		
Public Service	Count	Value
Total PS Value	23	4,181,003
TIF Increment Value		
Net Assessed		4,181,003

District Totals	Count	Value
Total Gross Value		36,007,920
Homestead Loss		1,032,076
Other Exemption Loss		1,477,777
TIF Increment Value		
Retained TIF Value		
Net Assessed Value		33,498,067

Net Assessed Under Protest
 * Public Service Protests Values are not included on this report.

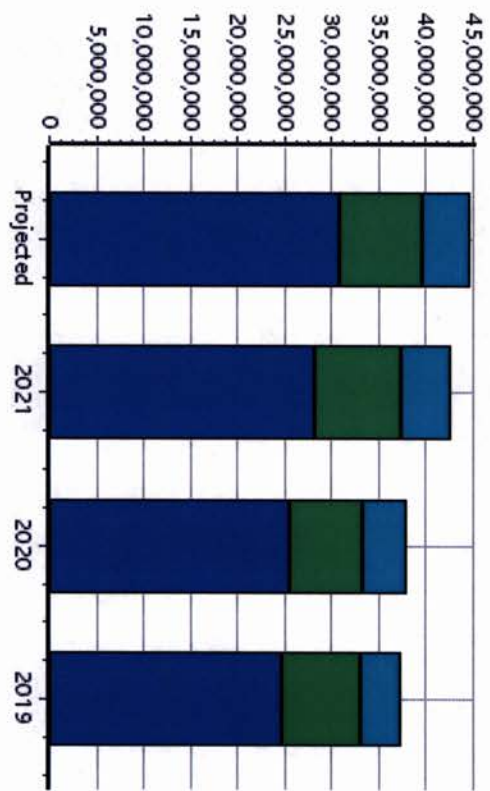
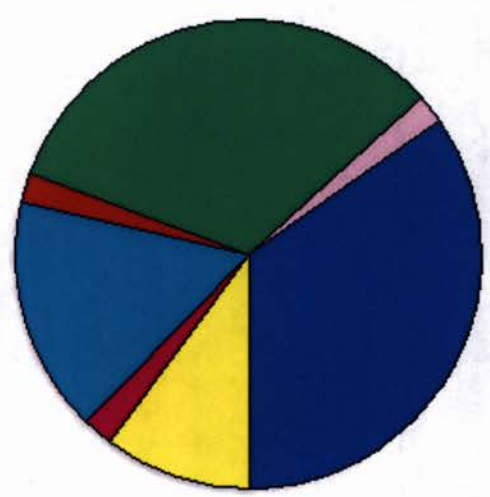


Real	Count	Value
Agricultural	1,756	15,993,170
Commercial	71	1,082,429
Residential	2,051	15,631,391
Total Real Value	3,878	32,706,990
Homestead	1,146	1,180,205
Veteran	51	752,164
Other	0	0
Total Exempt	1,243	1,932,369
TIF Increment Value		
Net Assessed		30,774,621
Net Assessed Under Protest		
Senior Freeze	197	712,980
Capped Parcels	1,256	14,002,312

Personal	Count	Value
Agricultural	391	1,314,223
Commercial	191	7,993,664
Mobile Home	211	762,020
Total Personal	793	10,069,907
Total Exempt	8	1,423,763
TIF Increment Value		
Net Assessed		8,646,144
Net Assessed Under Protest		
Public Service	Count	Value
Total PS Value	46	5,165,208
TIF Increment Value		
Net Assessed		5,165,208

District Totals	
Total Gross Value	47,942,105
Homestead Loss	1,180,205
Other Exemption Loss	2,175,927
TIF Increment Value	
Retained TIF Value	
Net Assessed Value	44,585,973

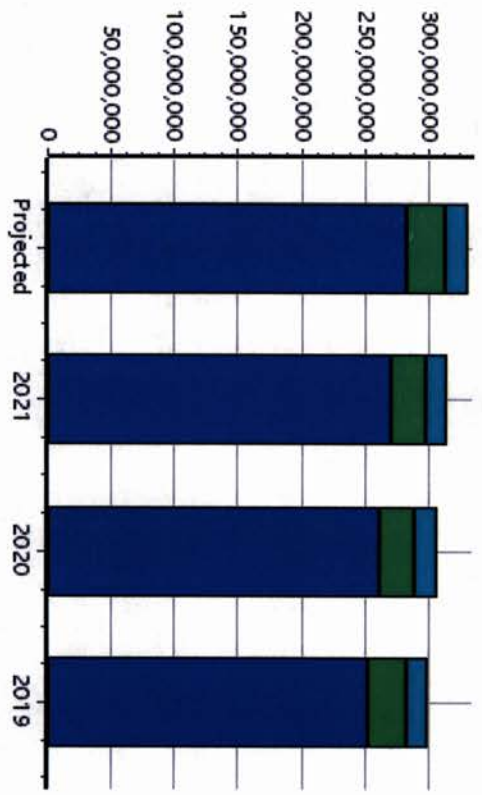
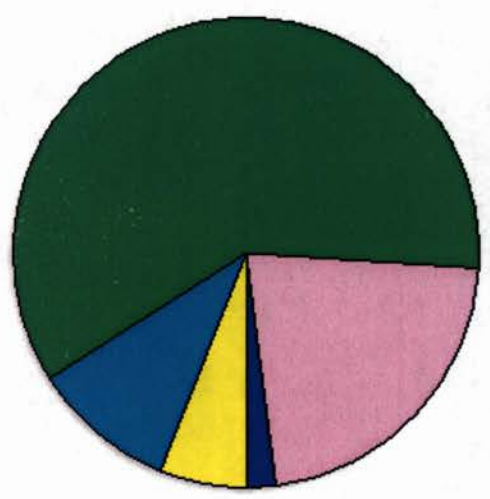
Net Assessed Under Protest
 * Public Service Protests Values are not included on this report.



Real	Count	Value
Agricultural	782	9,191,027
Commercial	1,254	76,793,316
Residential	16,756	206,037,292
Total Real Value	18,792	292,021,635
Homestead	7,173	7,364,393
Veteran	225	3,116,982
Other	0	0
Total Exempt	7,630	10,481,375
TIF Increment Value		16,866,544
Net Assessed		264,673,716

Personal	Count	Value
Senior Freeze	1,555	5,076,425
Capped Parcels	6,846	44,588,138
Net Assessed Under Protest		49,664,563
Public Service	Count	Value
Total PS Value	42	17,507,195
TIF Increment Value		0
Net Assessed		17,507,195

District Totals	Count	Value
Total Gross Value		348,442,072
Homestead Loss		7,364,393
Other Exemption Loss		10,552,699
TIF Increment Value		17,415,785
Retained TIF Value		313,109,195
Net Assessed Under Protest		49,664,563



Code	Description	Expires	Base Value	Increment Value	Retained Inc	Total Value
3	BARTLESVILLE TIF #3	2030	45,175	4,221,434		4,266,609
1	BARTLESVILLE TIF #1	2030	6,652,458	4,365,480		11,017,938
2	BARTLESVILLE TIF #2	2029	5,173,856	3,809,141		8,982,997
9	BARTLESVILLE TIF #9	2029	1,992	2,155,590		2,157,582
10	BARTLESVILLE TIF #10	2028	14,788	2,864,140		2,878,928
12	BARTLESVILLE TIF #12	2026	48,000	0		48,000

Total TIF Valuation :						
			11,936,269	17,415,785	0	29,352,054

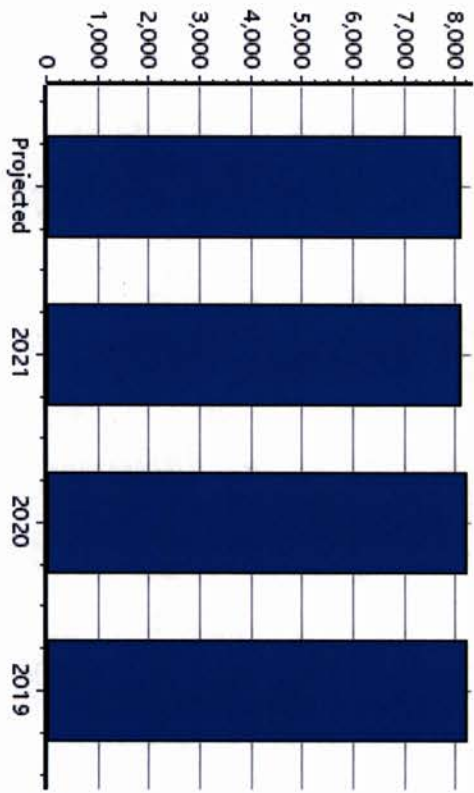
* Public Service Proteasts Values are not included on this report.

Real	Count	Value
Agricultural	9	8,117
Commercial	0	0
Residential	0	0
Total Real Value	9	8,117
Homestead	0	0
Veteran	0	0
Other	0	0
Total Exempt	0	0
TIF Increment Value		
Net Assessed		8,117
Net Assessed Under Protest		
Senior Freeze	0	0
Capped Parcels	0	0

Personal	Count	Value
Agricultural	0	0
Commercial	0	0
Mobile Home	0	0
Total Personal	0	0
Total Exempt	0	0
TIF Increment Value		
Net Assessed		0
Net Assessed Under Protest		
Public Service	Count	Value
Total PS Value	0	0
TIF Increment Value		
Net Assessed		0

District Totals	Count	Value
Total Gross Value		8,117
Homestead Loss		0
Other Exemption Loss		0
TIF Increment Value		
Retained TIF Value		
Net Assessed Value		8,117

Net Assessed Under Protest
 * Public Service Proteests Values are not included on this report.

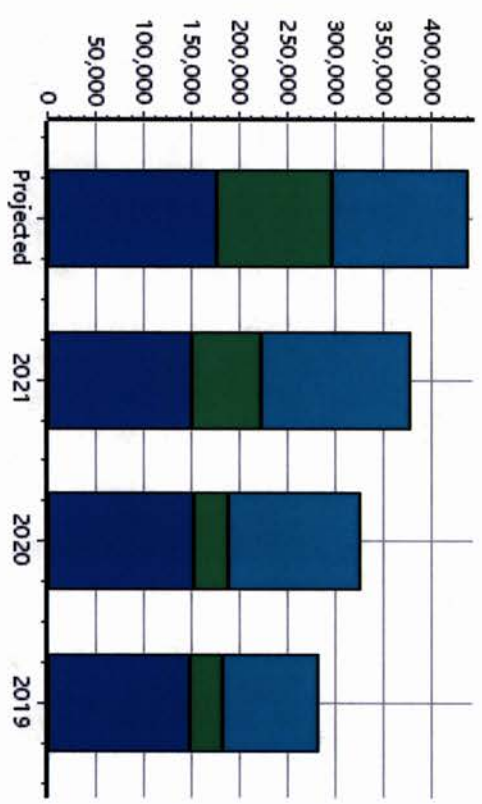
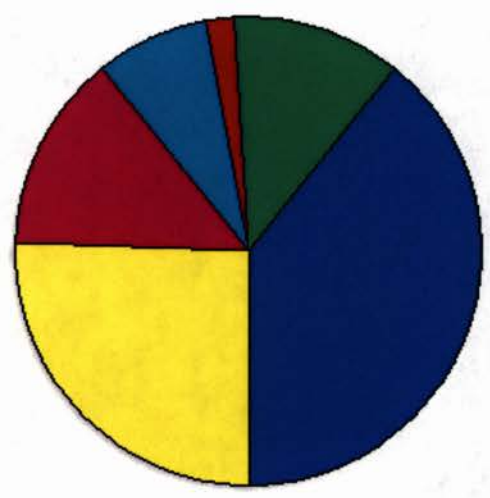


Real	Count	Value
Agricultural	18	218,667
Commercial	0	0
Residential	10	64,233
Total Real Value	28	282,900
Homestead	8	8,000
Veteran	3	98,450
Other	0	0
Total Exempt	11	106,450
TIF Increment Value		
Net Assessed		176,450
Net Assessed Under Protest		
Senior Freeze	3	4,548
Capped Parcels	11	68,537

Personal	Count	Value
Agricultural	4	72,916
Commercial	5	42,822
Mobile Home	2	6,174
Total Personal	11	121,912
Total Exempt	1	2,000
TIF Increment Value		
Net Assessed		119,912
Net Assessed Under Protest		
Public Service	Count	Value
Total PS Value	5	141,698
TIF Increment Value		
Net Assessed		141,698

District Totals	Count	Value
Total Gross Value		546,510
Homestead Loss		8,000
Other Exemption Loss		100,450
TIF Increment Value		
Retained TIF Value		
Net Assessed Value		438,060


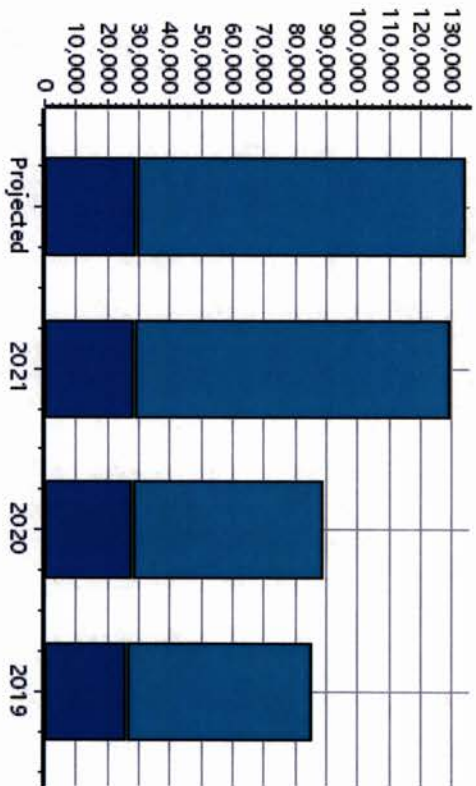


Net Assessed Under Protest
 * Public Service Protests Values are not included on this report.



Real	Count	Value
Agricultural	4	29,881
Commercial	0	0
Residential	0	0
Total Real Value	4	29,881
Homestead	1	1,000
Veteran	0	0
Other	0	0
Total Exempt	1	1,000
TIF Increment Value		
Net Assessed		28,881
Net Assessed Under Protest		
Senior Freeze	0	0
Capped Parcels	2	6,232
Personal	Count	Value
Agricultural	0	0
Commercial	2	582
Mobile Home	0	0
Total Personal	2	582
Total Exempt	0	0
TIF Increment Value		
Net Assessed		582
Net Assessed Under Protest		
Public Service	Count	Value
Total PS Value	2	104,733
TIF Increment Value		
Net Assessed		104,733

District Totals	
Total Gross Value	135,196
Homestead Loss	1,000
Other Exemption Loss	0
TIF Increment Value	
Retained TIF Value	
Net Assessed Value	134,196

Net Assessed Under Protest
 * Public Service Protests Values are not included on this report.

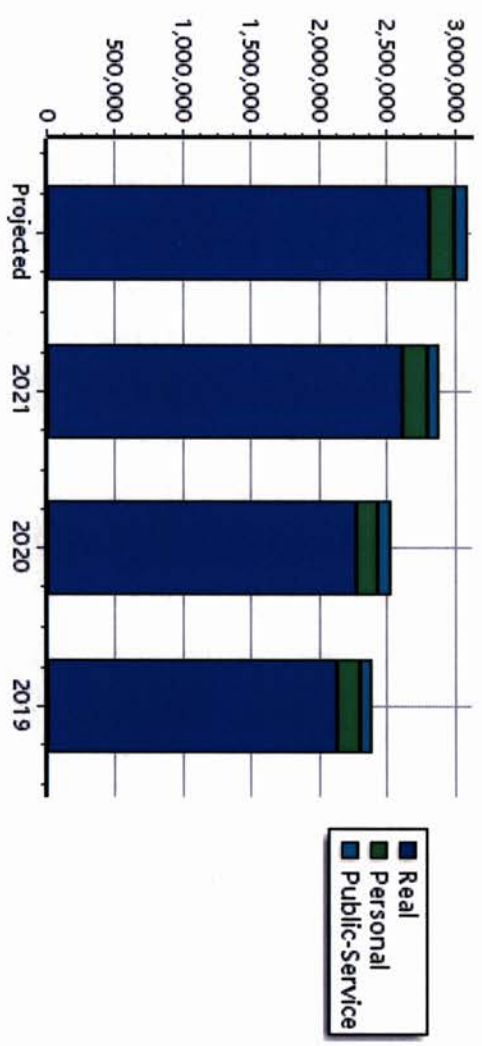
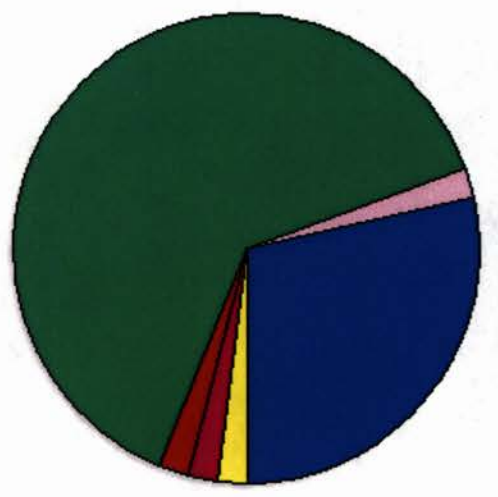


Real	Count	Value
Agricultural	117	879,088
Commercial	2	56,650
Residential	200	2,012,781
Total Real Value	319	2,948,519
Homestead	113	119,718
Veteran	2	25,825
Other	0	0
Total Exempt	122	145,543
TIF Increment Value		
Net Assessed		2,802,976
Net Assessed Under Protest		
Senior Freeze	25	125,433
Capped Parcels	116	358,771

Personal	Count	Value
Agricultural	33	86,884
Commercial	6	20,905
Mobile Home	17	84,491
Total Personal	56	192,280
Total Exempt	0	0
TIF Increment Value		
Net Assessed		192,280
Net Assessed Under Protest		
Public Service	Count	Value
Total PS Value	6	93,076
TIF Increment Value		
Net Assessed		93,076

District Totals	
Total Gross Value	3,233,875
Homestead Loss	119,718
Other Exemption Loss	25,825
TIF Increment Value	
Retained TIF Value	
Net Assessed Value	3,088,332

Net Assessed Under Protest
 * Public Service Protests Values are not included on this report.



Real	Count	Value
Agricultural	8	32,154
Commercial	0	0
Residential	3	17,567
Total Real Value	11	49,721
Homestead	2	2,000
Veteran	0	0
Other	0	0
Total Exempt	2	2,000

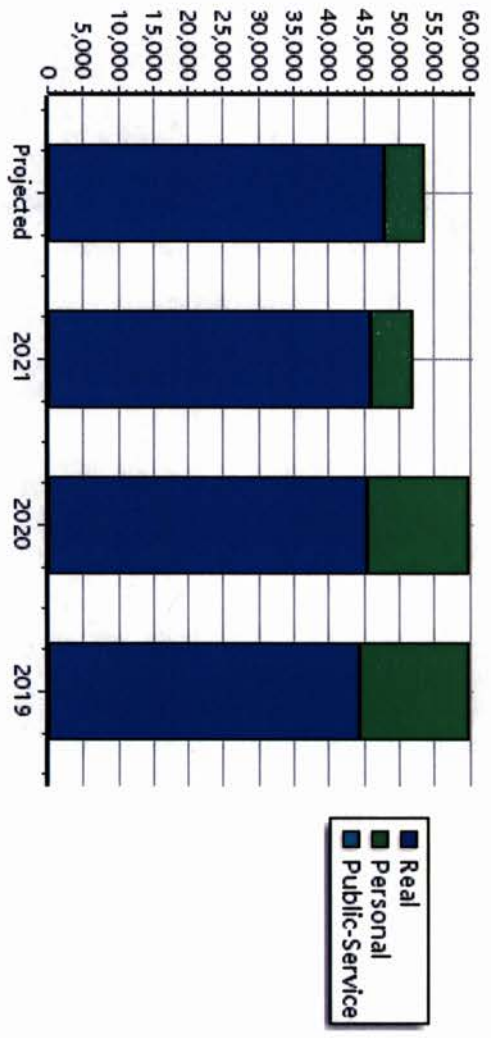
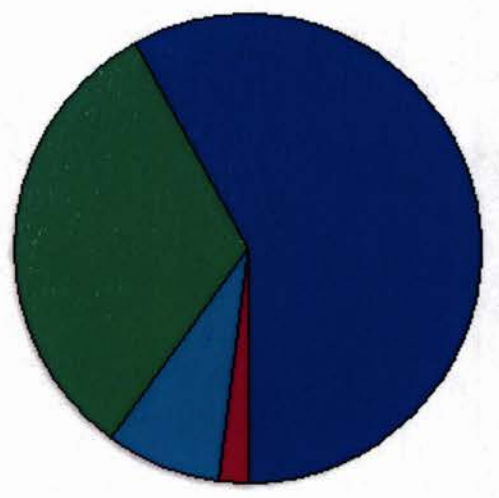
TIF Increment Value		
Net Assessed		47,721
Net Assessed Under Protest		
Senior Freeze	0	0
Capped Parcels	1	1,865

Personal	Count	Value
Agricultural	1	1,292
Commercial	2	4,651
Mobile Home	0	0
Total Personal	3	5,943
Total Exempt	0	0

TIF Increment Value		
Net Assessed		5,943
Net Assessed Under Protest		
Public Service		
Total PS Value	0	0
TIF Increment Value		
Net Assessed		0

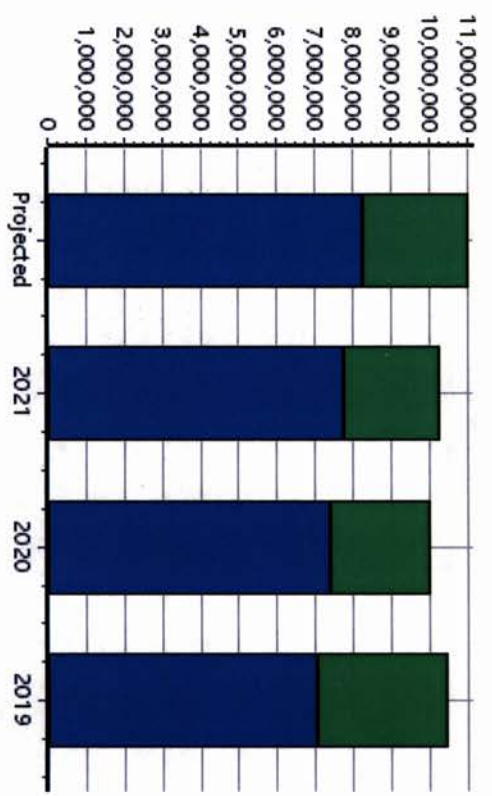

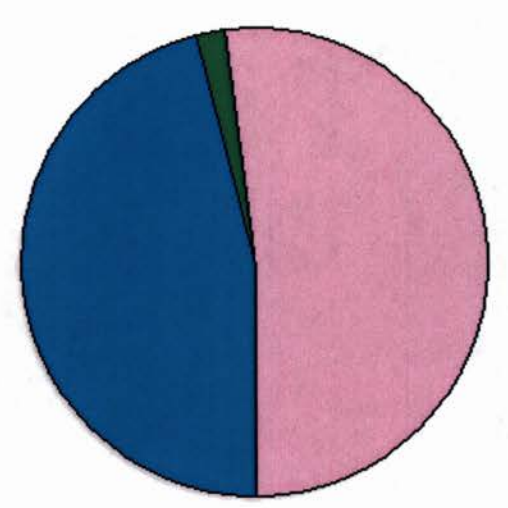
District Totals	Count	Value
Total Gross Value		55,664
Homestead Loss		2,000
Other Exemption Loss		0
TIF Increment Value		
Retained TIF Value		
Net Assessed Value		53,664

Net Assessed Under Protest
 * Public Service/Protests Values are not included on this report.



Real	Count	Value
Agricultural	0	0
Commercial	223	7,997,278
Residential	143	286,042
Total Real Value	366	8,283,320
Homestead	24	24,292
Veteran	0	0
Other	0	0
Total Exempt	25	24,292
TIF Base/Retained Value		3,735,362
Net Assessed		4,523,666
Net Assessed Under Protest		
Senior Freeze	9	25,909
Capped Parcels	239	5,245,924

Personal	Count	Value
Agricultural	0	0
Commercial	169	7,245,309
Mobile Home	0	0
Total Personal	169	7,245,309
Total Exempt	1	4,486,399
TIF Base/Retained Value		2,917,096
Net Assessed		-158,186
Net Assessed Under Protest		
Public Service	Count	Value
Total PS Value	0	0
TIF Base/Retained Value		0
Net Assessed		0

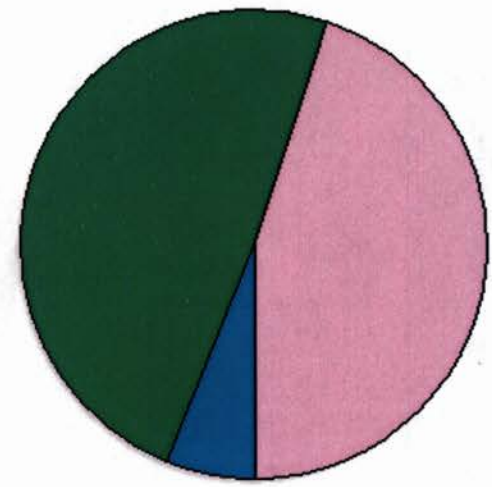


District Totals	Count	Value
Total Gross Value		15,528,629
Homestead Loss		24,292
Other Exemption Loss		4,486,399
TIF Base Value		6,652,458
Base Retained Value		4,365,480
Net Assessed Under Protest		0

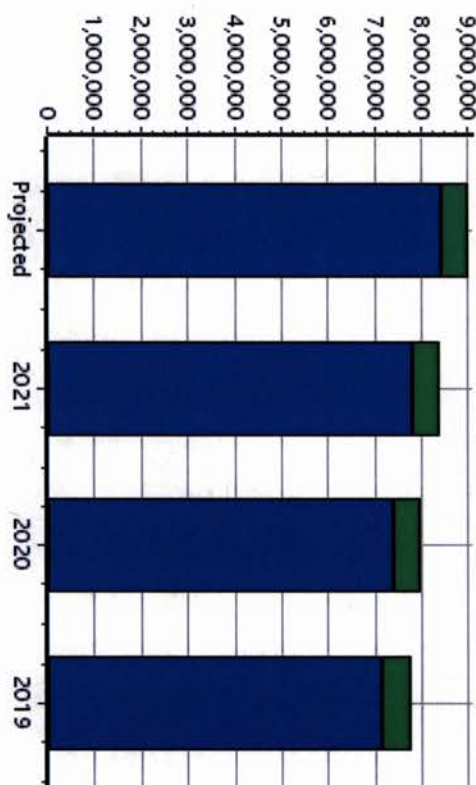
Code	Description	Expires	Base Value	Increment Value	Retained Inc	Total Value
1	BARTLESVILLE TIF #1	2030	6,652,458	4,365,480	0	11,017,938
Total TIF Valuation :			6,652,458	4,365,480	0	11,017,938

Net Assessed Under Protest
 * Public Service Protests Values are not included on this report.

Real	Count	Value
Agricultural	1	588
Commercial	191	4,117,939
Residential	974	4,510,301
Total Real Value	1,166	8,628,828
Homestead	208	214,657
Veteran	2	13,051
Other	0	0
Total Exempt	221	227,708
TIF Base/Retained Value		4,574,056
Net Assessed		3,827,064



Personal	Count	Value
Agricultural	0	0
Commercial	120	581,813
Mobile Home	1	64
Total Personal	121	581,877
Total Exempt	0	0
TIF Base/Retained Value		599,800
Net Assessed		-17,923



Public Service	Count	Value
Total PS Value	0	0
TIF Base/Retained Value		0
Net Assessed		0

District Totals	Count	Value
Total Gross Value	9,210,705	
Homestead Loss	214,657	
Other Exemption Loss	13,051	
TIF Base Value	5,173,856	
Base Retained Value		3,809,141
Net Assessed Under Protest		3,809,141

Code	Description	Expires	Base Value	Increment Value	Retained Inc	Total Value
2	BARTLESVILLE TIF #2	2029	5,173,856	3,809,141	0	8,982,997

Total TIF Valuation : 5,173,856 3,809,141 0 8,982,997

Net Assessed Under Protest
 * Public Service Protests Values are not included on this report.

Real	Count	Value
Agricultural	0	0
Commercial	1	22,781
Residential	257	4,310,081
Total Real Value	258	4,332,862
Homestead	73	72,500
Veteran	0	0
Other	0	0
Total Exempt	73	72,500
TIF Base/Retained Value		45,175
Net Assessed		4,215,187
Net Assessed Under Protest		
Senior Freeze	5	13,692
Capped Parcels	131	375,688

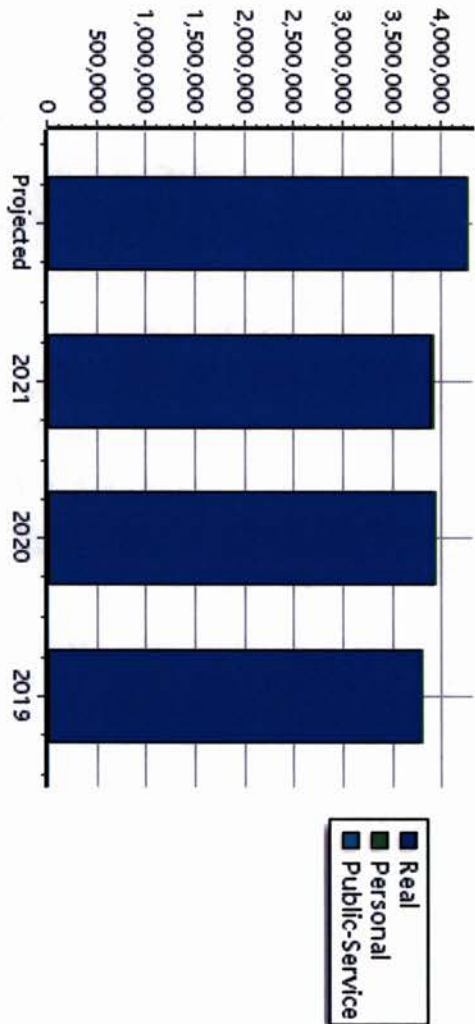
Personal	Count	Value
Agricultural	0	0
Commercial	2	6,247
Mobile Home	0	0
Total Personal	2	6,247
Total Exempt	0	0
TIF Base/Retained Value		0
Net Assessed		6,247
Net Assessed Under Protest		
Public Service	Count	Value
Total PS Value	0	0
TIF Base/Retained Value		0
Net Assessed		0

District Totals	Count	Value
Total Gross Value		4,339,109
Homestead Loss		72,500
Other Exemption Loss		0
TIF Base Value		45,175
Base Retained Value		0
Net Assessed Value		4,221,434
Net Assessed Under Protest		

* Public Service Proteasts Values are not included on this report.




0 % Real Ag
0 % Real Comm
100 % Real Res
0 % Mobile Home
0 % PP Comm
0 % PP-Ag
0 % Public-Service


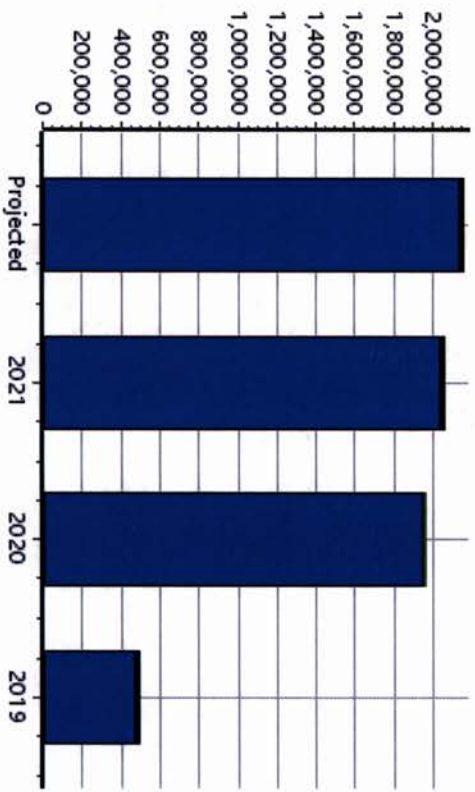


Code	Description	Expires	Base Value	Increment Value	Retained Inc	Total Value
3	BARTLESVILLE TIF #3	2030	45,175	4,221,434	0	4,266,609
Total TIF Valuation :			45,175	4,221,434	0	4,266,609

Real	Count	Value
Agricultural	0	0
Commercial	5	2,050,692
Residential	1	92,087
Total Real Value	6	2,142,779
Homestead	0	0
Veteran	0	0
Other	0	0
Total Exempt	0	0
TIF Base/Retained Value		1,992
Net Assessed		2,140,787



Personal	Count	Value
Agricultural	0	0
Commercial	2	14,803
Mobile Home	0	0
Total Personal	2	14,803
Total Exempt	0	0
TIF Base/Retained Value		0
Net Assessed		14,803



Public Service	Count	Value
Total PS Value	0	0
TIF Base/Retained Value		0
Net Assessed		0


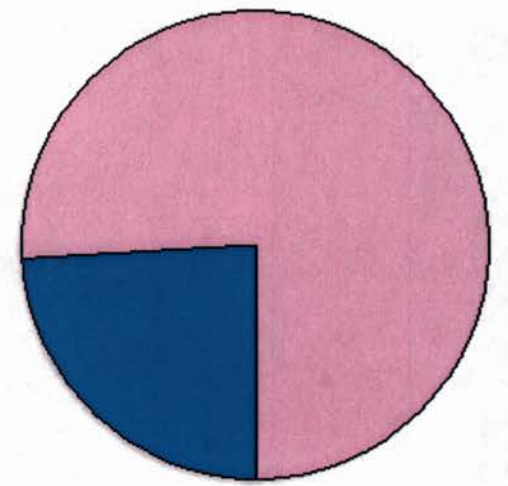
District Totals

Code	Description	Expires	Base Value	Increment Value	Retained Inc	Total Value
9	BARTLESVILLE TIF #9	2029	1,992	2,155,590	0	2,157,582
Total TIF Valuation :			1,992	2,155,590	0	2,157,582

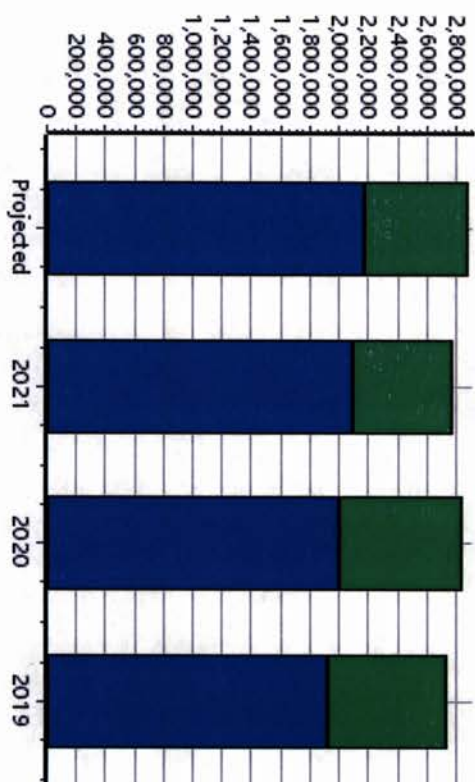
TIF Project Summary

Net Assessed Under Protest
 * Public Service Protests Values are not included on this report.

Real	Count	Value
Agricultural	2	804
Commercial	4	2,173,824
Residential	0	0
Total Real Value	6	2,174,628
Homestead	0	0
Veteran	0	0
Other	0	0
Total Exempt	0	0
TIF Base/Retained Value		14,788
Net Assessed		2,159,840



Personal	Count	Value
Agricultural	0	0
Commercial	21	704,300
Mobile Home	0	0
Total Personal	21	704,300
Total Exempt	0	0
TIF Base/Retained Value		0
Net Assessed		704,300



District Totals	Count	Value
Total Gross Value		2,878,928
Homestead Loss		0
Other Exemption Loss		0
TIF Base Value		14,788
Base Retained Value		0
Net Assessed Value		2,864,140

Code	Description	Expires	Base Value	Increment Value	Retained Inc	Total Value
10	BARTLESVILLE TIF #10	2028	14,788	2,864,140	0	2,878,928
Total TIF Valuation :			14,788	2,864,140	0	2,878,928

TIF Project Summary

Net Assessed Under Protest

* Public Service Protests Values are not included on this report.

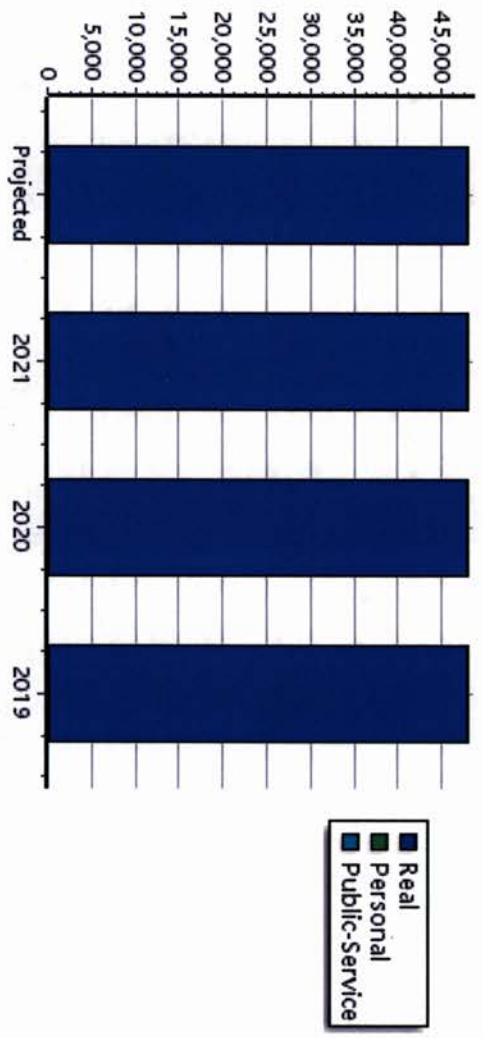
Real	Count	Value
Agricultural	0	0
Commercial	0	0
Residential	1	48,000
Total Real Value	1	48,000
Homestead	0	0
Veteran	0	0
Other	0	0
Total Exempt	0	0
TIF Base/Retained Value		48,000
Net Assessed		0

Personal	Count	Value
Senior Freeze	0	0
Capped Parcels	0	0
Net Assessed Under Protest		0

Public Service	Count	Value
Total PS Value	0	0
TIF Base/Retained Value		0
Net Assessed		0

District Totals	Count	Value
Total Gross Value		48,000
Homestead Loss		0
Other Exemption Loss		0
TIF Base Value		48,000
Base Retained Value		0
Net Assessed Value		0

Net Assessed Under Protest
 * Public Service Protests Values are not included on this report.



Code	Description	Expires	Base Value	Increment Value	Retained Inc	Total Value
12	BARTLESVILLE TIF #12	2026	48,000	0	0	48,000
Total TIF Valuation :			48,000	0	0	48,000